

GUIDE

CANOpen


GDHF - CA02



Wihan Guide Technology Co., Ltd.

.....	1
.....	1
.....	1
.....	3
.....	3
.....	3
.....	3
.....	5
.....	5
CANOpen	5
GDHF - CA02	7
.....	8
.....	8
.....	8
.....	9
.....	9
.....	10
.....	10

.....	10
CANOpen	11
.....	12
.....	12
.....	12
CANOpen	12
.....	15
.....	15
CANOpen	15
COB- I D.....	15
Canopen	16
.....	21
LED	21
.....	22



CANOpen

GDHF - CA02

!



GDHF - CA02

CANOpen

GDHF - CA02

CANOpen

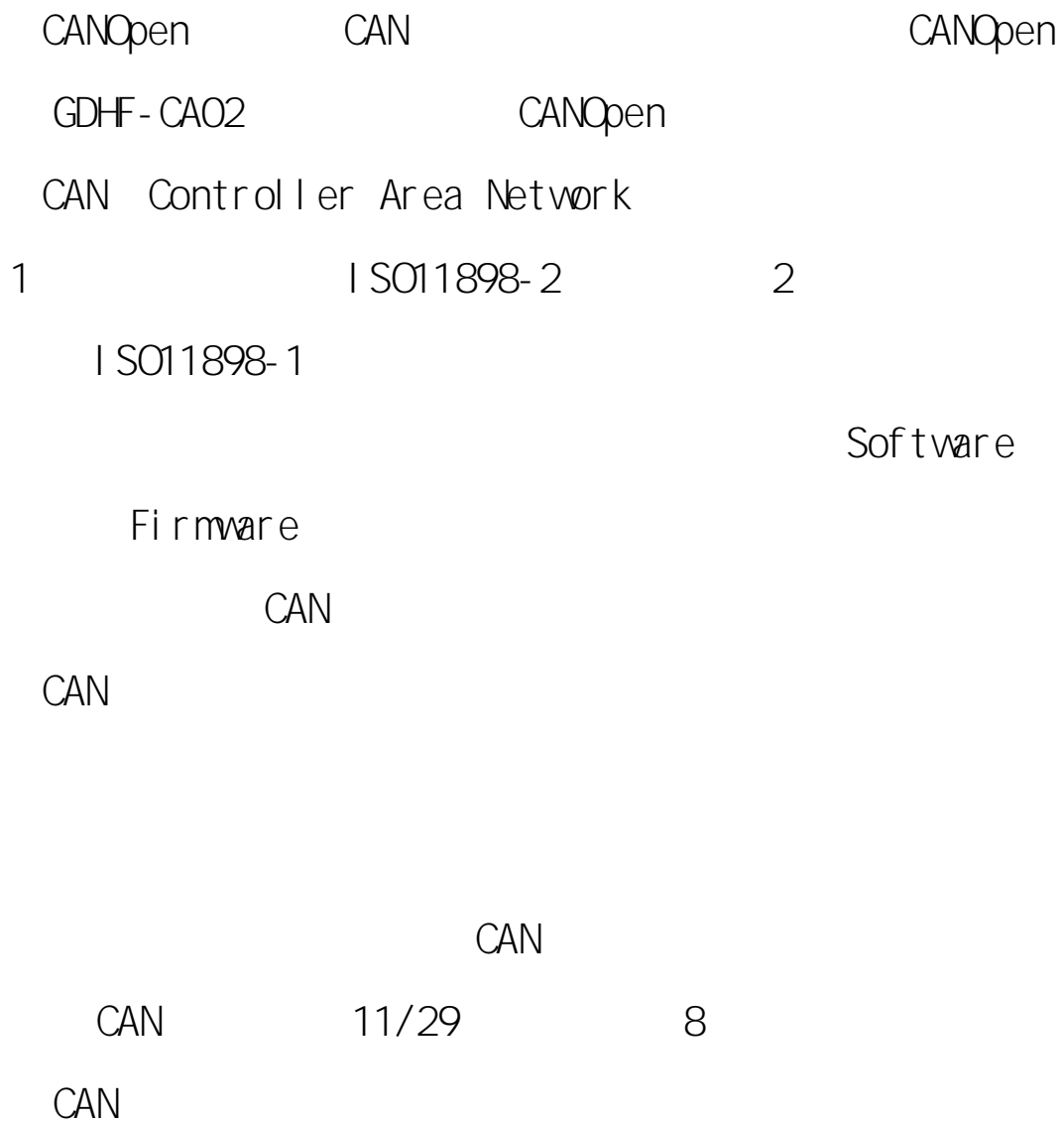
GDHF - CA02

LED

CANOpen

CANOpen


CANOpen



C"



GDHF - CA02



1 GDHF - CA02

CANOpen

GDHF - CA02

CANOpen

CANOpen

CANOpen

GDHF - CA02

-
-
-
-

PI D

-

-

CANOpen

GDHF - CA02

J14

CANOpen

GDHF - CA02

- HF 600

- CANOpen

CANOpen

GDHF - CA02

- CANOpen

GDHF - CA02

- 2 MBX8

-

!

5

GDHF - CA02

2

J14

GDHF - CA02

PC

GDHF - CA02

• GDHF - CA02

PC

&

• 2 MBX8

GDHF - CA02

PC

•

EMC

GDHF - CA02

CAN



-
- CANOpen

5

CANOpen

GDHF - CA02

J9

CAN1

CAN2

CANH1	CAN	1	CAN_H
CANL1	CAN	1	CAN_L
PE			
CANH2	CAN	2	CAN_H
CANL2	CAN	2	CAN_L
PE			

A

B

CANOpen

5E

TI A/EI A- 568- B



CANOpen

CANOpen

GDHF - CA02

CANOpen

GDHF - CA02

(EDS)

<http://www.gui-de-electric.com>

EDS

GD_CanOpenCard.eds

CANOpen

GDHF - CA02

CANOpen

1 CANOpen

P31. 0	CAN	[0] [1]	0 1	0
P31. 1	CANopen I D	CANopen I D	1 127	0
P31. 2		CAN		
P31. 3	CAN		0 60	0
P31. 4	CAN			

1. CANOpen

[0] CANOpen

[1] CANOpen

2. CANopen I D

CANOpen I D

3.

CAN 20Kbps ~

1000Kbps

4. CAN

0

5. CAN

4



CANOpen

CANOpen

CANOpen


GDHF - CA02

CANOpen

COB- I D

BDAM

Component



1000	0	RO	UNSI GNED32	0x0000 0000
1001	0	RO	UNSI GNED8	
1003	0	RW	UNSI GNED32	
	1			

1600	1	COB- I D	RW	UNSI GNED32	NodeI D+Ox500	
	2		RW	UNSI GNED8	254	
	3	i nhi bi t ti ne	RW	UNSI GNED16	100	
	5	Eventti mer	RW	UNSI GNED16	0	
		PDO1 RX				
	0		RO	UNSI GNED8	4	
	1		RO	UNSI GNED32		
	2		RO	UNSI GNED32		
	3		RO	UNSI GNED32		
	4		RO	UNSI GNED32		
1601		PDO2 RX				
	0		RO	UNSI GNED8	4	
	1		RO	UNSI GNED32		
	2		RO	UNSI GNED32		
	3		RO	UNSI GNED32		
	4		RO	UNSI GNED32		
		PDO3 RX				
	0		RO	UNSI GNED8	4	
	1		RO	UNSI GNED32		
	2		RO	UNSI GNED32		
1602	3		RO	UNSI GNED32		
	4		RO	UNSI GNED32		
		PDO4 RX				
	0		RO	UNSI GNED8	4	
	1		RO	UNSI GNED32		
	2		RO	UNSI GNED32		
	3		RO	UNSI GNED32		
	4		RO	UNSI GNED32		
	1603		PDO1 TX			
		0		RO	UNSI GNED8	4
1			RO	UNSI GNED32		
2			RO	UNSI GNED32		
3			RO	UNSI GNED32		
4			RO	UNSI GNED32		
1800			PDO2 TX			
		0		RO	UNSI GNED8	5
		1	COB- I D	RW	UNSI GNED32	NodeI D+Ox180
		2		RW	UNSI GNED8	254
	3	i nhi bi t ti ne	RW	UNSI GNED16	100	
	5	Eventti mer	RW	UNSI GNED16	0	
	6	SYNC start val ue	RW	UNSI GNED8	1	
	1801		PDO2 TX			
		0		RO	UNSI GNED8	5
		1	COB- I D	RW	UNSI GNED32	NodeI D+Ox280
2			RW	UNSI GNED8	254	
3		i nhi bi t ti ne	RW	UNSI GNED16	100	
5		Eventti mer	RW	UNSI GNED16	0	
6		SYNC start val ue	RW	UNSI GNED8		

		PDO3 TX			
	0		RO	UNSI GNED8	5
	1	COB-ID	RW	UNSI GNED32	NodeID+0x380
1802	2		RW	UNSI GNED8	254
	3	inhibit time	RW	UNSI GNED16	100
	5	Event timer	RW	UNSI GNED16	0
	6	SYNC start value	RW	UNSI GNED8	1
		PDO4 TX			
	0		RO	UNSI GNED8	5
1803	1				

MODBUS

register_0 × 1

register_34		× 10	R	
register_35	- @	× 10	R	
register_36	(AFE)	× 10	R	-
register_37	(AFE)	× 100	R	
register_38		× 1	R	N/A
register_39		× 1	R	N/A
register_40		× 1	R	N/A
register_41		× 10	R	
register_42	T1	× 10	R	
register_43	T2	× 10	R	
register_44		× 1	R	N/A
register_45	@			

LED




GDHF-CA02

3

LED


LED

LED

LED		
		
RUN	RX	TX

RUN		10Hz 1Hz
RX		
TX		

o



1 GDHF - CA02

mm

