



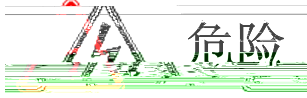
GF 630N04







၁ ၉




10

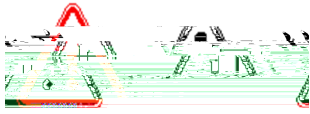


N  
N

U V W

















RCD

RCD





1	.....	
1.1		
1.2		
1.3		
1.4		
1.5		
1.6		
2	.....	13
2.1		
2.2		
2.3		
2.4		
2.5		
2.6 EMC		
3	.....	17
3.1		
3.2		
4	.....	33
4.1		
4.2 LED		
5	.....	40
5.1		
5.2		
5.3		
5.4		
5.5		
6	.....	44
6.1	P0	
6.2	P2	
6.3	P3 40ñR ù €	
6.4	P4	
6.5	P5	
6.6	P6	
6.7	P7	
6.8	P8	
6.2	.-	

6. 18

6. 1

6.

7.

7. 1

7. 2


7. 3

7. 4

7. 5

7. 6

7. 7



P21

P23



P1

P2

P3

P4

P5

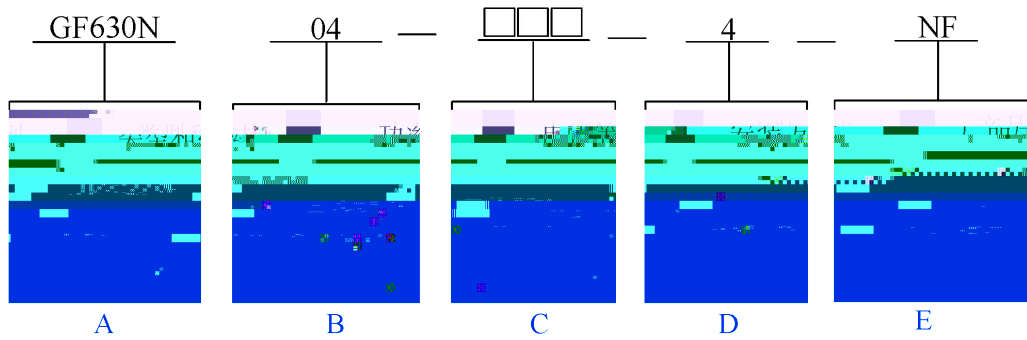
P6

P7

---

1


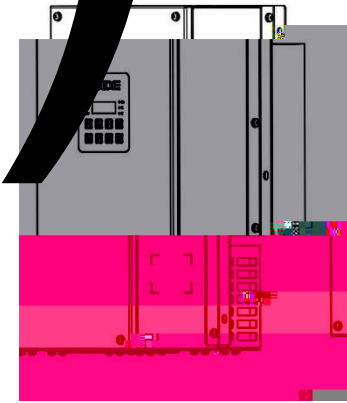
1.1



A	GF630N
B	04
C	022: 22kW 037: 37kW 045: 45kW 055: 55kW
D	4: 380V
E	NF: NFG

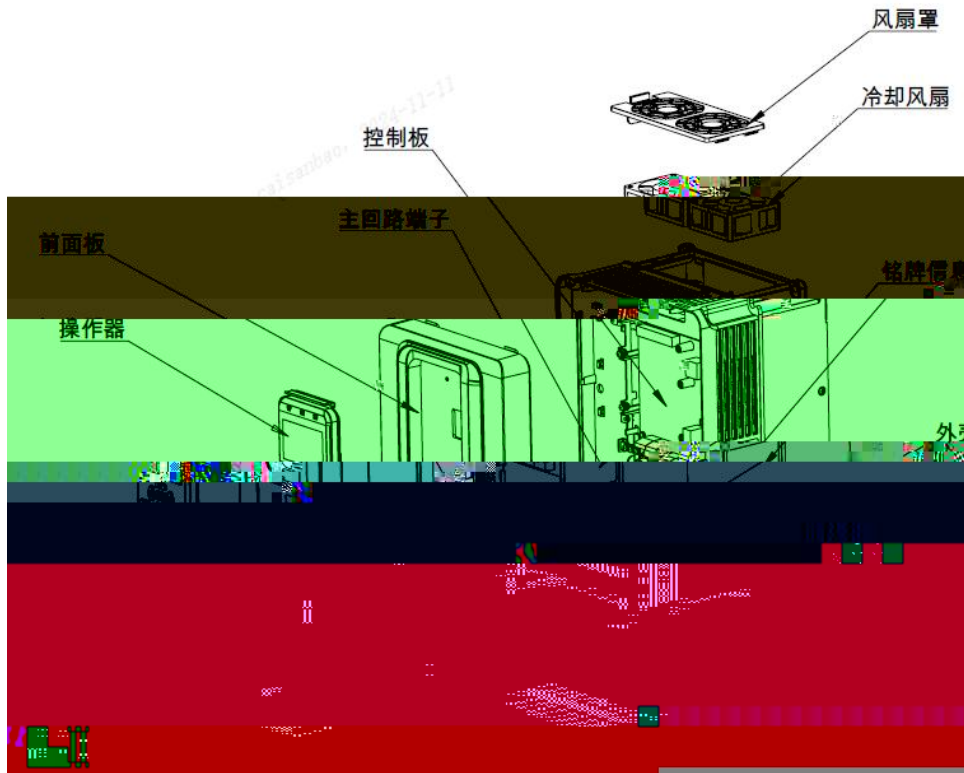
GF630N

22kW




1.2

GF630N04



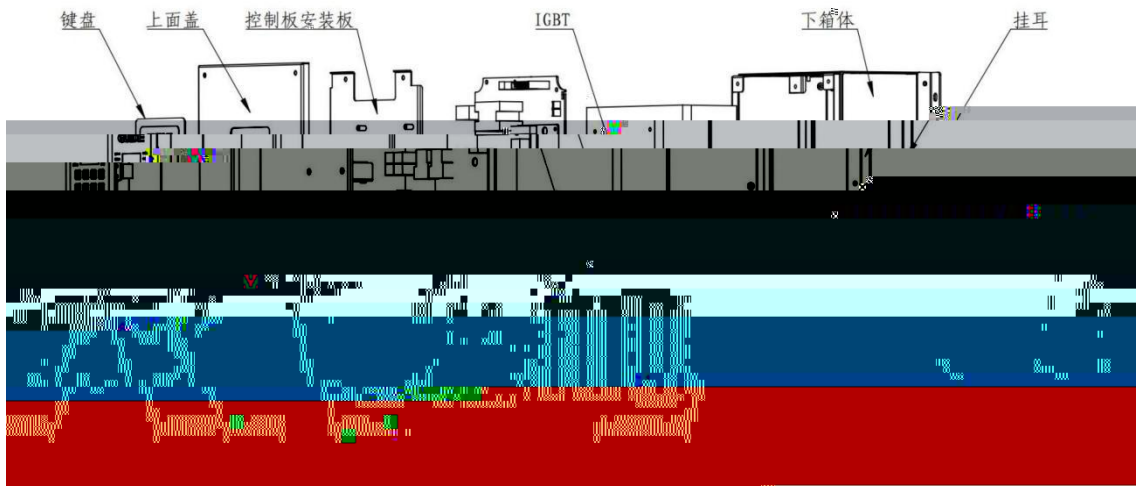
A1

380V 480V 22kW 45kW



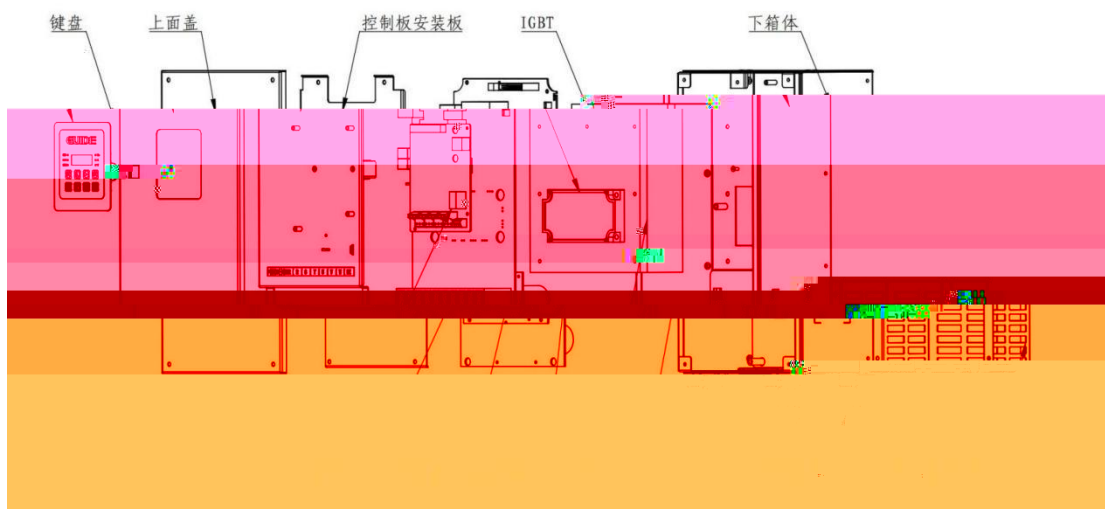
A2

380V 480V 55kW



A3/A5

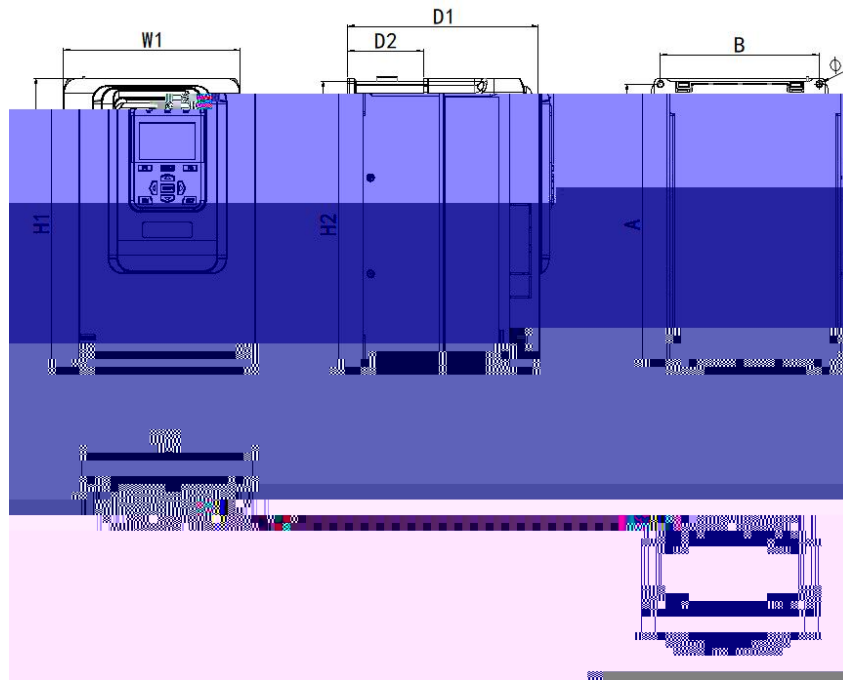
380V 480V 22-55kW



A4/A6

380V 480V 22kW 55kW

1.3



A1

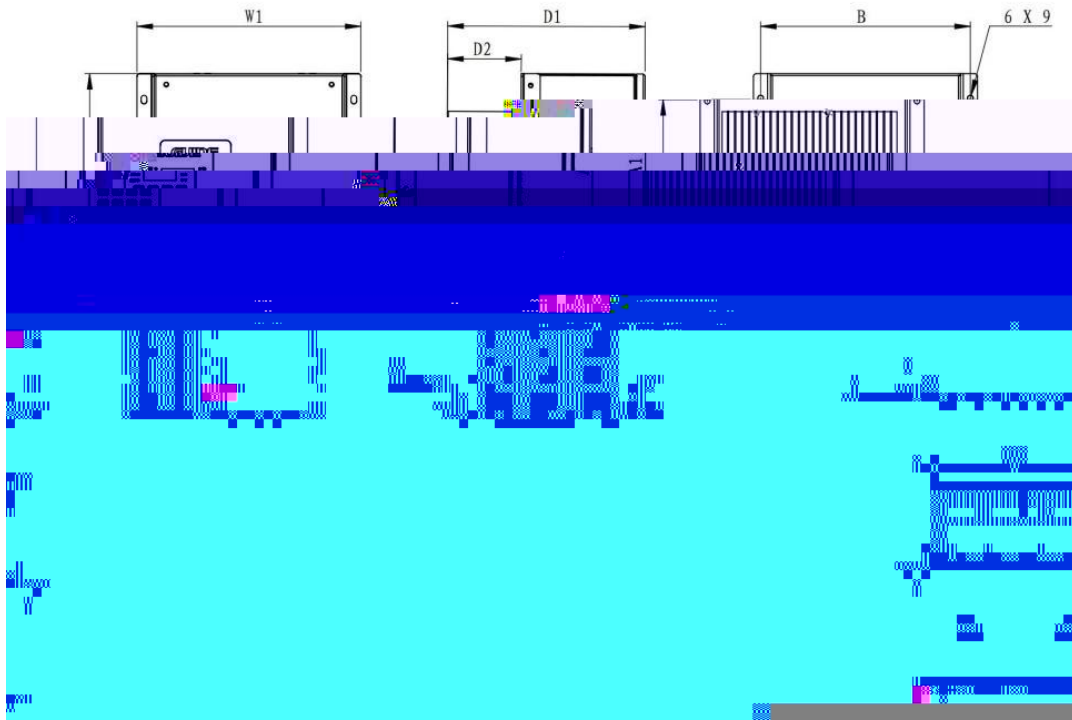
	( mm)						mm		8.8	kg	
	H1	H2	W1	W2	D1	D2	A	B			M
22kW	302	294	180	174	194	78	288	162	4- 6	4-M5	6.5
37kW	302	294	180	174	194	78	288	162	4- 6	4-M5	6.5
45kW	302	294	180	174	194	78	288	162	4- 6	4-M5	6.5

A1



A2

	( mm)						mm		4- 6	8. 8	kg
	H1	H2	W1	W2	D1	D2	A	B		M	
55kW	425	360	300	300	227	97	400	180		4-M5	12. 8



A3/A5

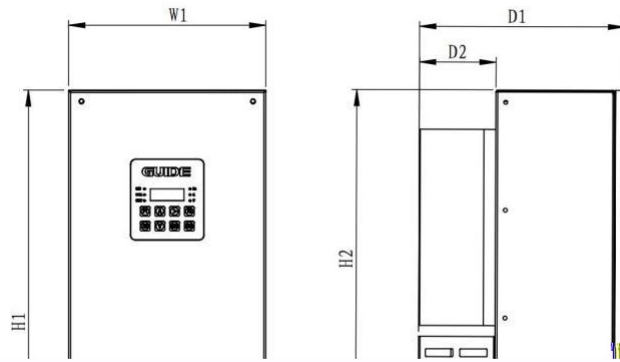
( mm)

mm

8.8 kg

H1 H2 W1

A3/A5



A4/A6

( mm/A6

A4/A6



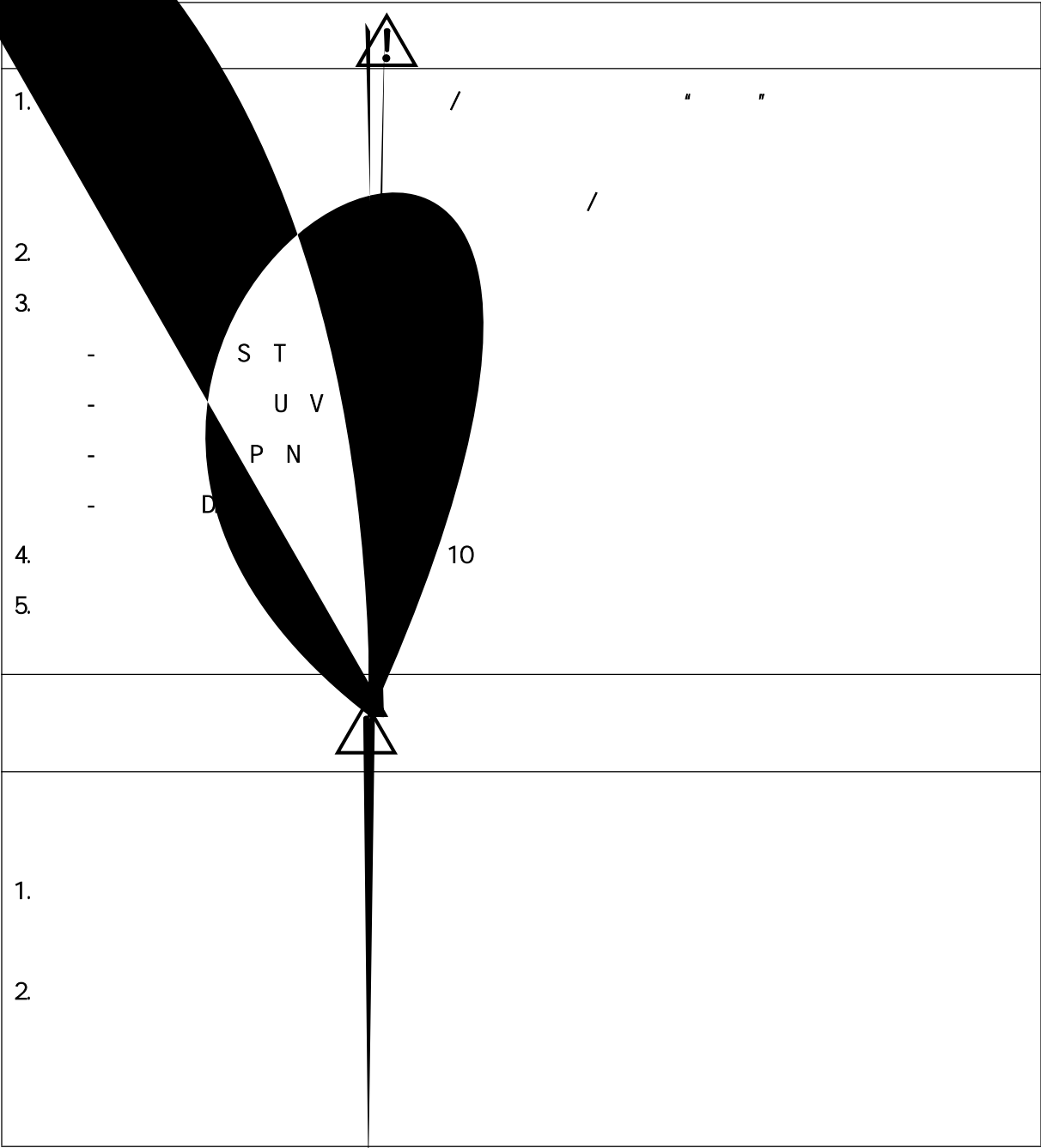


---

5Hz


30

-



2

2.1



GF630N04



---

2 3

	A	/ CEFR	mm <sup>2</sup> 40%	A (AC-3)
22kW	15		2.5	18
37kW	18		2.5	18
45kW	18		2.5	18
55kW	24		2.5	25

2 4

2%

A

mH

55kW5

---

2 6 EMC

---

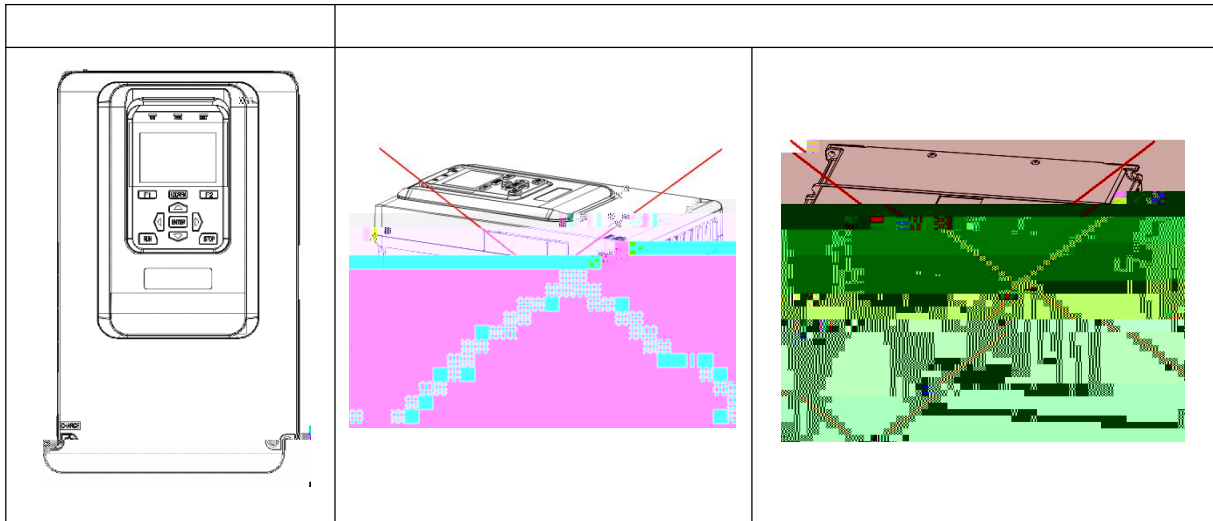
3

3.1

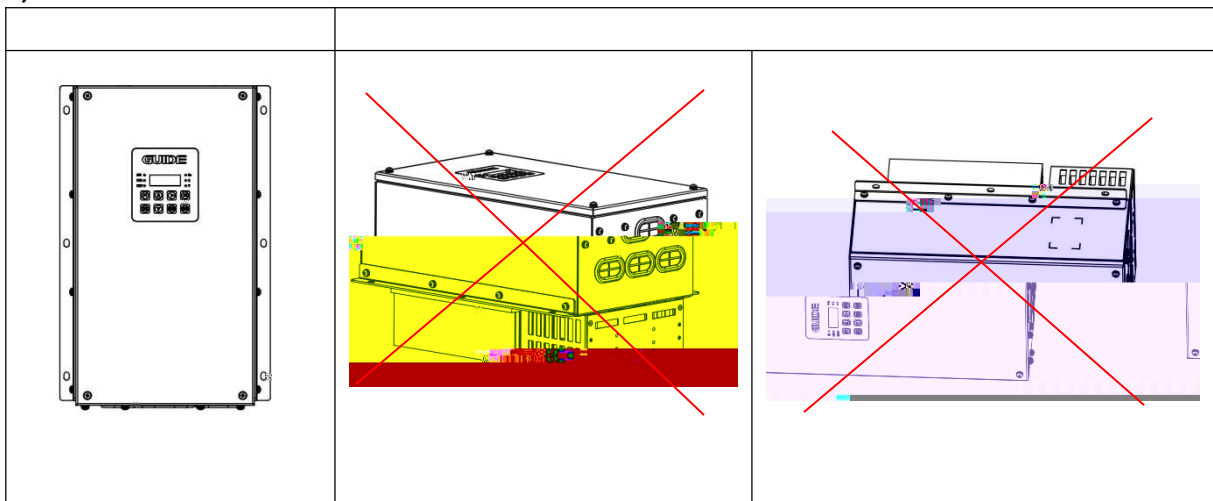
3.2

3.2.1

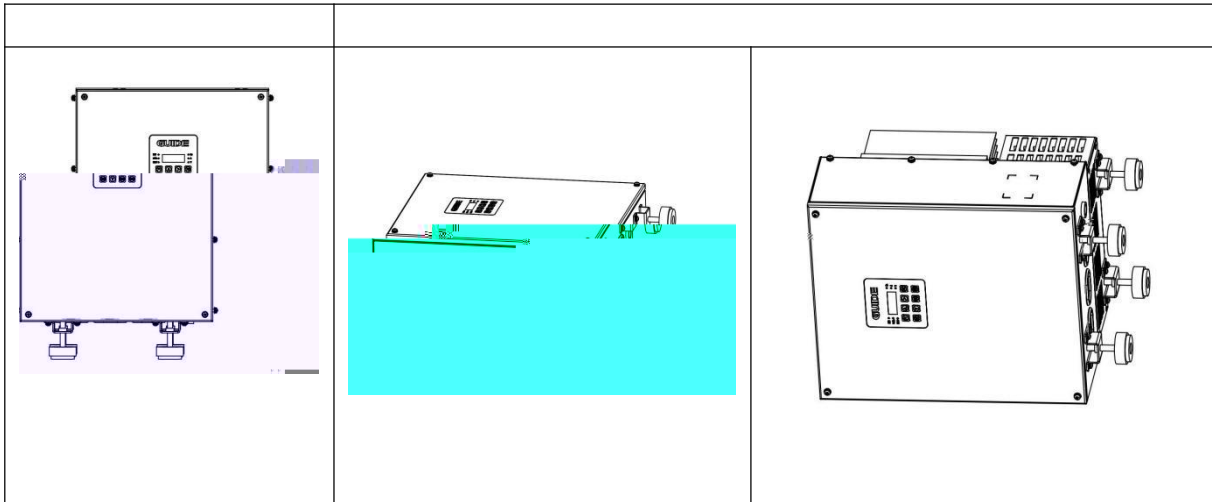
1) A1/A2



2) A3/A5

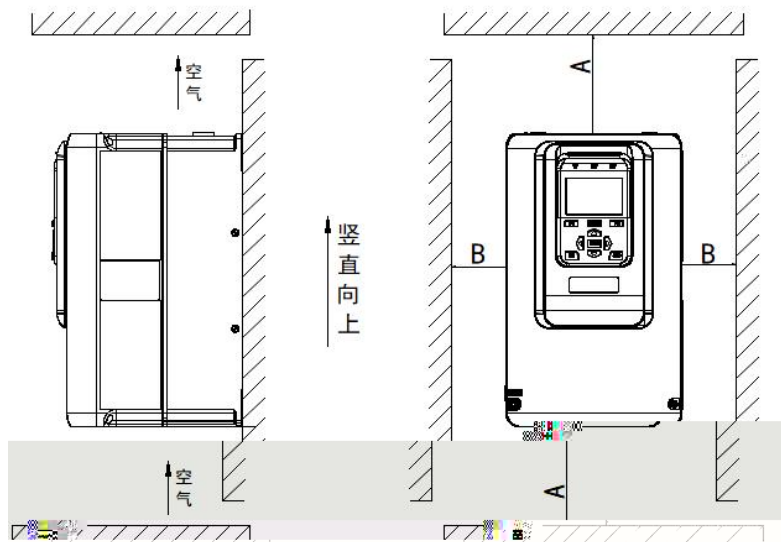


### 3) A4/A6



### 3.2.2

#### 1) A1/A2



	( mm)	
22kW	A 100	B 20
37kW	A 100	B 20
45kW	A 100	B 20
55kW	A 200	B 50

### 3.2.3



---

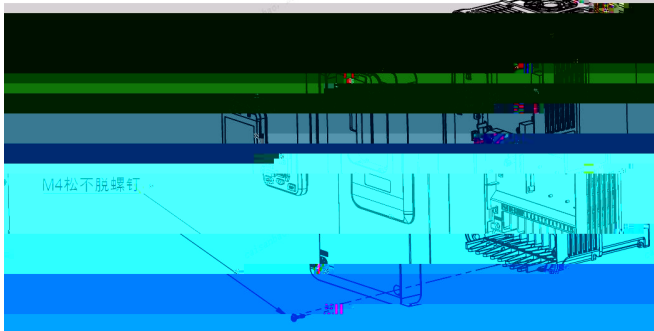
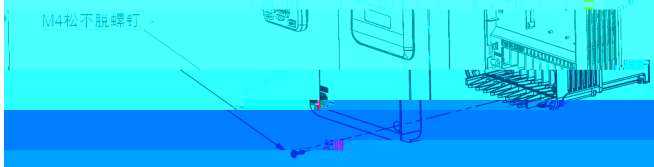
A

B


C

GF630N04- N3	N3	1

### 3.2.4

1		
2	M4	

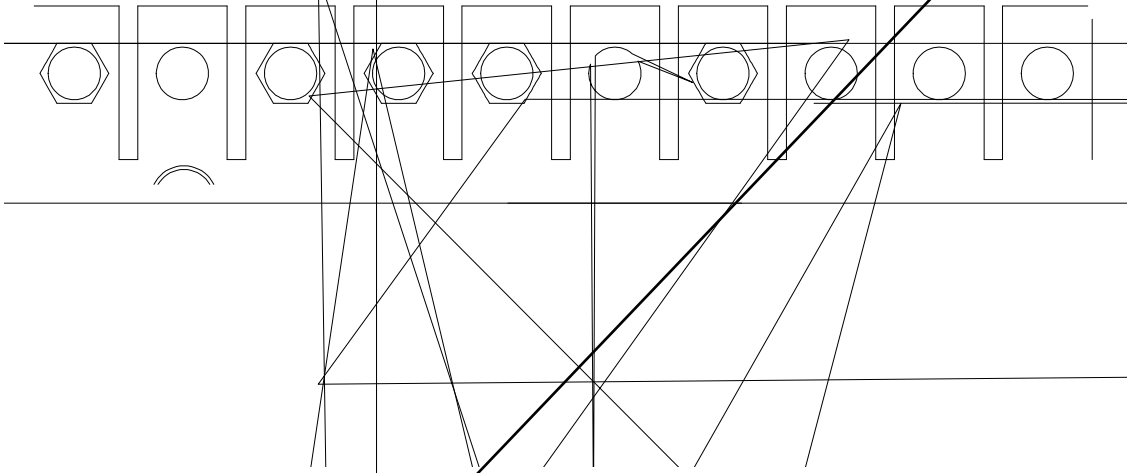
### 2 A3/A5





---



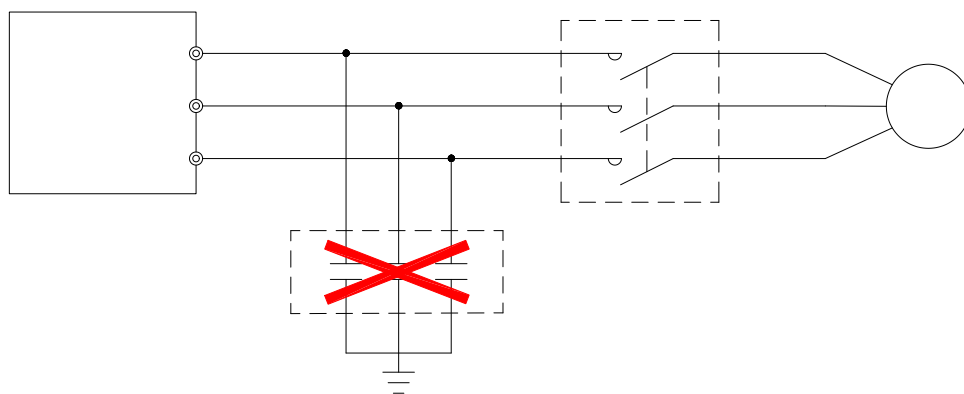


3.2.3

1		
2	10	
3	U V W	
4		
5		
6		
7	U V W	
8		
9	10cm	
10	50m	0.75mm <sup>2</sup>
11		10cm
12	50m	50m

---

13		
14		
15	30 m	

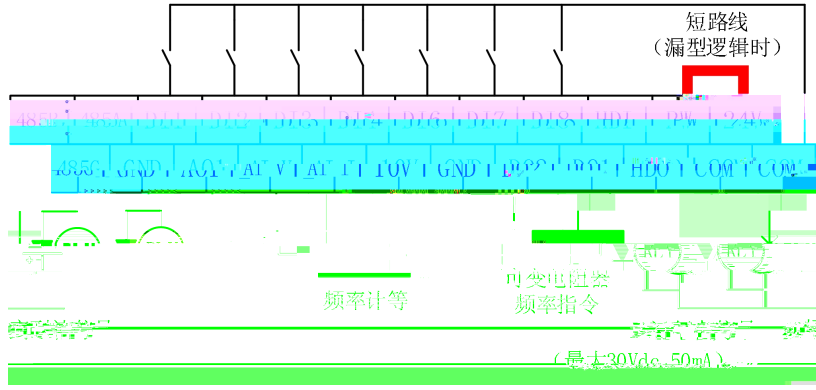




---

10V

10V



AI

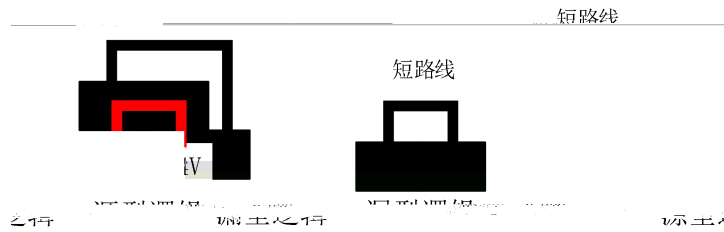
DO1, DO2

ON OFF

(2)

24V PW

PW COM



AI

DO1, DO2

ON OFF

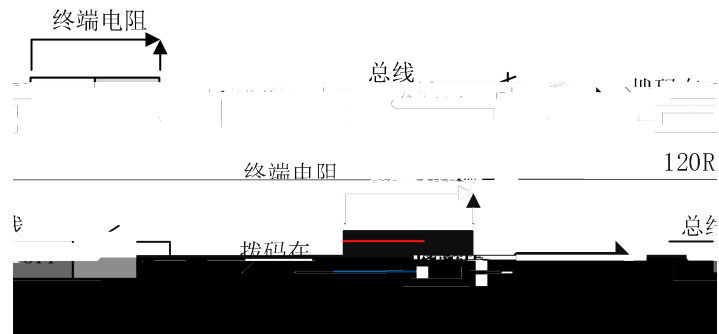
(3)

485

SW0

ON

ON



4

SW

OA

AO

4-20mA

OV

AO

0-10V







A2/A3/A4/A5/A6

1 LED

" RUN"

" LOCAL" /

" FAULT"

" HZ"

Hz RPM

" A"

A RPM %

" V"

V %

2 LED

LED

5 LED

LED

显示文字	LED显示	显示文字	LED显示	显示文字	LED显示	显示文字	LED显示
0		A		K		U	
1		B		L		V	

		F1
	/	F1
		+1
		-1

		
		
		
		/

A1

		
		/
		+1
		-1
		
		
		




A2/A3/A4/A5/A6

#### 4.2.2 LED

1

LED

/



( ) /

( ) P02.05

F1 ( ) /

( ) F1

ENTER ( ) / ( )

( )

) ( ) / ( ) (


) ( ) / ( ) (

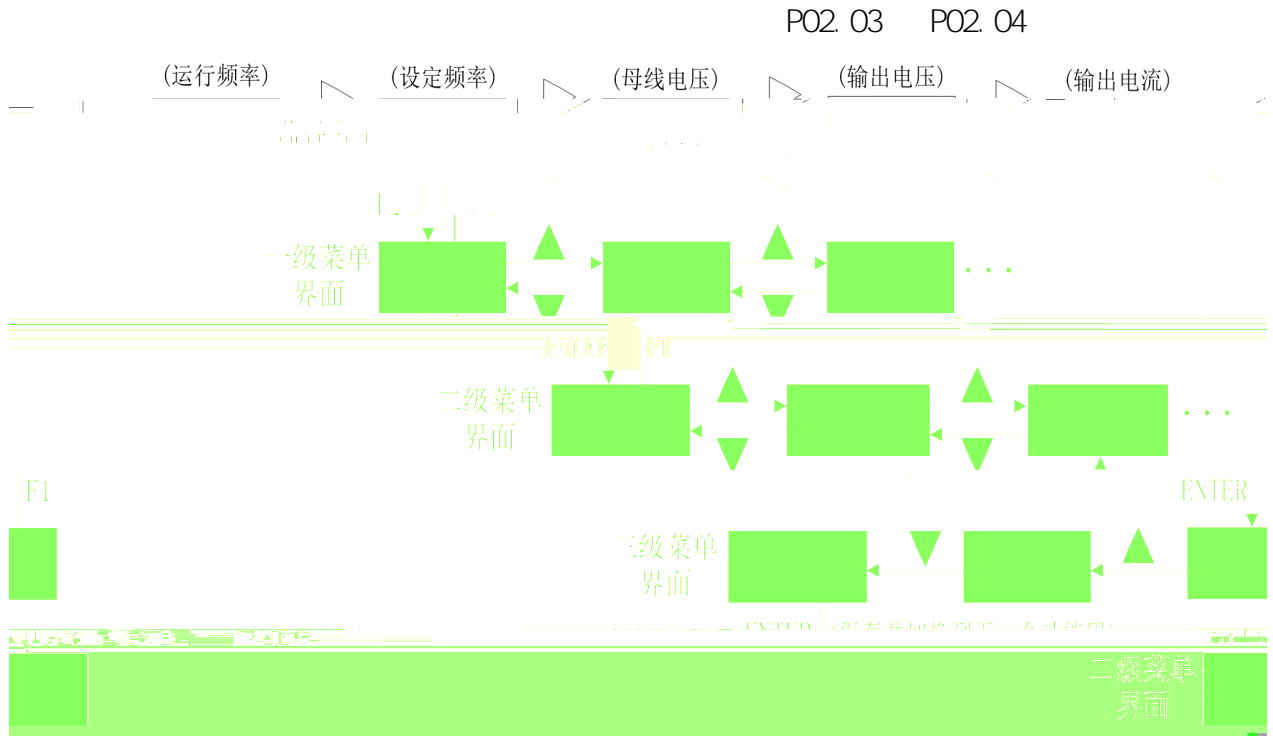
) ( ) F1

ENTER ( ) / ( ) ( ) / ( ) / ENTER F1

1

F1 ( ) / ( ) / ( ) / ( ) / ENTER ENTER






---

5

GF630N04

5.1



5.2

--	--

5. 3

LED

50. 00

E

P00. 01

P00. 01	0: 1 ( ) 2 ( )	0

5. 4

V/F

P08. 10	(Hz)	/ / / /	50 [Hz]
P08. 12	(Hz)		
P10. 35	(Kw)		
P10. 36	(V)		
P10. 37	(A)		
P10. 38	(Hz)		
P10. 39		(r/mi n)	
P08. 01		[0] [1] [2] V/F	2

5.5

1

1		
2	LOCAL	
3	UP/DOWN 5Hz	
4	RUN RUN	
5	4 50Hz	
6	STOP	

2

	STOP	
1		

	2	LOCAL	
	3	UP/DOWN 5Hz	
	4	RUN	RUN
	5	4 50Hz	
	6	STOP	



## 6.1

## P0

P00.00		0 65535	0	
P00.01		0 01 02	0	
P00.02		0 1 P23, P27 P11, P13, P16, P19, P20, P21 0 1	11	
P00.03				
P00.04		0 1	0	

## 6.2

## P2

P02.01	F2	0 1 2 3 4	0	
P02.02	STOP	0 1	, STOP 1 , STOP	



P02.05	LED	0000 FFFF Bit00: Hz Bit01: V Bit02: DI Bit03: DO Bit04: AI 1 V Bit05: AI 2 V Bit06: AI 3 V Bit07: Bit08: Bit09: PLC Bit10: Bit11: PID Bit12 PULSE kHz	33	
P02.06		0.0001 6.5000	1	
P02.07		0.0 100.0	-	
P02.08		-	-	
P02.09		0h 65535h	-	
P02.11		-	-	
P02.12		P23.14 0 0 1 1 2 2 3 3 P23.19/P23.29 1 1 2 2	21	
P02.13		0h 65535h	-	
P02.14		0 65535	-	

### 6.3

### P3

--	--	--	--	--

P03. 00	1	0 1 2 3 4		1	
P03. 01	2	5 6 7 8 9	UP DOWN	4	
P03. 02	3	10 11 12 13 14 15	1 2 3 4	9	
P03. 03	4	16 17 18 19	1 2 UP/DOWN	12	
P03. 04	HDI	20 21 22 23 24 25	1 PI D PLC	13	
P03. 05	6	26 27 28 29 30		0	
P03. 06	7	31 32 33 34 35	DI 5 PI D	0	



P03. 14	2	0 1 DI 6 DI 7 DI 8	0	
P03. 15	1	0. 0s 3600. 0s	0. 0s	
P03. 16	2	0. 0s 3600. 0s	0. 0s	
P03. 17	3	0. 0s 3600. 0s	0. 0s	

6. 4

P4

. 0

3

3

8

PO4. 03		17 18 19 20 21 22 23	2	0	
PO4. 04	1	24 25 26 27 28 29 30 31 32	FDT2 1 2 1 2 AI 1	1	
PO4. 05	2	33 34 35 36 37 38 39 40		4	
PO4. 06		0. 0s	3600. 0s	0. 0s	
PO4. 07	1	0. 0s	3600. 0s	0. 0s	
PO4. 08		0. 0s	3600. 0s	0. 0s	
PO4. 09	1	0. 0s	3600. 0s	0. 0s	
PO4. 10	2	0. 0s	3600. 0s	0. 0s	

P04. 11		0 1  FMR  1  D01 D02	0	
---------	--	--	---	--

## 6.5

## P5

P05. 00	AI	1	- 10. 00V	P05. 02	- 10. 00V	
P05. 01	AI	1	- 100. 0%	+100. 0%	- 100. 00%	
P05. 02	AI	1	P05. 00	+10. 00V	10. 00V	
P05. 03	AI	1	- 100. 0%	+100. 0%	100. 00%	
P05. 04	AI	1	0. 00s	10. 00s	0. 10s	
P05. 05	AI	2	- 10. 00V	P05. 07	- 10. 00V	
P05. 06	AI	2	- 100. 0%	+100. 0%	- 100. 00%	
P05. 07	AI	2	P05. 05	+10. 00V	10. 00V	
P05. 08	AI	2	- 100. 0%	+100. 0%	100. 00%	
P05. 09	AI	2	0. 00s	10. 00s	0. 10s	
P05. 10	AI	3	- 10. 00V	P05. 12	- 10. 00V	
P05. 11	AI	3	- 100. 0%	+100. 0%	- 100. 00%	
P05. 12	AI	3	P05. 10	+10. 00V	10. 00V	
P05. 13	AI	3	- 100. 0%	+100. 0%	100. 00%	
P05. 14	AI	3	0. 00s	10. 00s	0. 10s	
P05. 15			0. 00kHz	P05. 17	0. 00kHz	
P05. 16			- 100. 0%	100. 0%	0. 00%	
P05. 17			P05. 15	50. 00kHz	50. 00kHz	
P05. 18			- 100. 0%	100. 0%	100. 00%	
P05. 19			0. 00s	10. 00s	0. 10s	

P05. 20	AI	AI_V 1 1 2 P05. 00 P05. 03 2 2 2 P05. 05 P05. 08 3 3 2 P05. 10 P05. 13 4 4 4 P19. 00 P19. 07 5 5 4 P19. 08 P19. 15 AI_I	321	
P5. 21	AI	: AI_V Q: 1: 0. 0% AI_I	0	

6. 6

P6

P06. 00		0 1 2 3 4 5	0	
P06. 01	AO1	6 100. % 50. 0kHz 7 AI 1 8 AI 2 9 AI 3 10	0	

P06. 02		11 12 13 14 100. 0% 1000. 0A 15 100. 0% 1000. 0V 16		
P06. 03		0. 01kHz 50. 00kHz	50. 00kHz	
P06. 04 9. 0A	A01	-100. 0% +100. 0%	0. 00%	
P06. 05	A01	-10. 00 +10. 00	1	
P06. 06				
P06. 07				
P06. 08				
P06. 09		0		
P06. 10				

6. 7

P7

P07. 00	0 1	1
P07. 01	0. 20 10. 00	1
P07. 02	50% 100%	80%
P07. 03	0 100	0
P07. 04		



---

P07. 09		0 20	0
P07. 10	DO	0 1	0
P07. 11		0. 1s 100. 0s	1. 0s
P07. 12	/	dg	

P07. 15		25 26 27: 1 28: 2 29: 30 31 P I D 40 41 45 51 100		
P07. 16		101 102 105 108 111 112 113 114 115 118 /PG 119: 120 170 202		
P07. 17				
P07. 18				
P07. 19				
P07. 20				
P07. 21				

---

P07. 22

P07. 23

P07. 24

P07. 25

P07. 26

P07. 27

P07. 28

---

P07. 47

1



P07. 69		0.0 50.0	20.00%	
P07. 70		0.0s 60.0s	0.0s	
P07. 71		0 100	40	
P07. 72		0 100	30	
P07. 73		0 300.0	20.0	
P07. 74				
P07. 75	6	51 0 1 0	11	170

6. 8

P8

P08. 00

		0	SVC	
P08. 01	1	1	FVC	2
		2	V/F	
		0	LED	
P08. 02		1	LED	0
		2	LED	
		0	P08. 08	
			UP/DOWN	
		1	P08. 08	
			UP/DOWN	
		2	AI 1	
P08. 03	X	3	AI 2	
		4	AI 3	
		5	PULSE	D <sup>a</sup> o <sup>a</sup> m

---

P08. 04	Y	P08. 03	X	0
P08. 05	Y	0	X	0
		1		
P08. 06	Y	0% 150%		100%
		0	X	

P08. 07

P08. 17	1	0. 00s 6500. 0s		
P08. 18	1	0. 00s 6500. 0s		
P08. 19		0 1 1 0. 1 2 0. 01	1	
P08. 20		0 F08. 47 1	0	
P08. 21		0. 00Hz P08. 10	0. 00Hz	
P08. 22		2 0. 01Hz	2	
P08. 23		0 1	0	
P08. 24		0 1 1 2	0	
P08. 25		0 P08. 10 1 2 100Hz	0	
P08. 26	UP/DOWN	0 1	0	
P08. 27		0 1 2 AI 1 3 AI 2 4 AI 3 5 PULSE DI 5 6 7 PLC 8 PI D 9	0	

---

	0	
P08. 28	1	0
	2	
	0	
P08. 29	1	0
	2	
P08. 30	1 100	20

---

PO8. 49



0. 01





P09. 43	PLC 7	0 3	0	
P09. 44	PLC 8	0.0s h 6553.5s h	0.0s h	
P09. 45	PLC 8	0 3	0	
P09. 46	PLC 9	0.0s h 6553.5s h	0.0s h	
P09. 47	PLC 9	0 3	0	
P09. 48	PLC 10	0.0s h 6553.5s h	0.0s h	
P09. 49	PLC 10	0 3	0	
P09. 50	PLC 11	0.0s h 6553.5s h	0.0s h	
P09. 51	PLC 11	0 3	0	
P09. 52	PLC 12	0.0s h 6553.5s h	0.0s h	
P09. 53	PLC 12	0 3	0	
P09. 54	PLC 13	0.0s h 6553.5s h	0.0s h	
P09. 55	PLC 13	0 3	0	
P09. 56	PLC 14	0.0s h 6553.5s h	0.0s h	
P09. 57	PLC 14	0 3	0	
P09. 58	PLC 15	0.0s h 6553.5s h	0.0s h	
P09. 59	PLC 15	0 3	0	
P09. 60	PLC	0 s 1 h	0	

P09. 61	0	0 P09. 10 1 AI 1 2 AI 2 3 AI 3 4 PULSE 5 PI D 6 P08. 08 UP/DOWN	0	
---------	---	--	---	--

---

6. 10 V/F

1

P10

P10. 15	VF	0. 0s	1000. 0s	0V	0. 0s
P10. 16	VF	0. 0s	1000. 0s	0V	0. 0s
P10. 17	VF	0 1	/	0	0
P10. 18	VF	50	200%		150%
P10. 19	VF	0 1			1
P10. 20	VF	0	100		20
P10. 21	VF	50	200%		50%
P10. 22		650. 0V	-800. 0V		760. 0V
P10. 23		0 1			0
P10. 24		0	100		30
P10. 25		0	100		30
P10. 26		0	50Hz		5Hz
P10. 27					
P10. 28					
P10. 29					
P10. 30					
P10. 31					
P10. 32					
P10. 33					
P10. 34	1	0 1 2			

P10. 36	1	1V 2000V		
P10. 37	1	0. 01A 655. 35A ≤55kW 0. 1A 6553. 5A >55kW		
P10. 38	1	0. 01Hz		
P10. 39	1	1rpm 65535rpm		
P10. 40				
P10. 41				
P10. 42				
P10. 43				
P10. 44				
P10. 45~ P10. 49				
P10. 50	1	0. 001 65. 535 ≤55kW 0. 0001 6. 5535 >55kW		
P10. 51	1D	0. 01mH 655. 35mH ≤55kW 0. 001mH 65. 535mH >55kW		
P10. 52	1Q	0. 01mH 655. 35mH ≤55kW 0. 001mH 65. 535mH >55kW		
P10. 53	1	0 12	0	
P10. 54	1	0. 1V 6553. 5V		
P10. 55	1	0 60000	0	
P10. 56~ P10. 60				
P10. 61		1 65535	1024	
P10. 62		0 ABZ 1	0	

		2 3 4		
P10. 63				
P10. 64	ABZ AB	0 1	0	
P10. 65		0.0 359.9°	0.0°	
P10. 66				
P10. 67				
P10. 68		1 65535	1	
P10. 69				
P10. 70		0.0 0.1s 10.0s	0	
P10. 71		0 1 2 11 12	0	

## 6.11 2 P11

P11. 00	2	0 1 2	0	
P11. 01		0.1kW 1000.0kW		
P11. 02		1V 2000V		
P11. 03		0.01A 655.35A <=55kW 0.1A 6553.5A >55kW		
P11. 04		0.01Hz		
P11. 05		1rpm 65535rpm		
P11. 06				
P11. 07				
P11. 08				
P11. 09				

P11. 10				
P11. 11~ P11. 15				
P11. 16		0. 001 65. 535 <=55kW 0. 0001 6. 5535 >55kW		
P11. 17	D	0. 01mH 655. 35mH <=55kW 0. 001mH 65. 535mH >55kW		
P11. 18	Q	0. 01mH 655. 35mH <=55kW 0. 001mH 65. 535mH >55kW		
P11. 19		0 12	0	
P11. 20		0. 1V 6553. 5V		
P11. 21		0 60000	0	
P11. 22~ P11. 26				
P11. 27		1 65535	1024	
P11. 28		0 ABZ 1 2 3 4	0	
P11. 29			0	
P11. 30	ABZ AB	0 1	0	
P11. 31		0. 0 359. 9°	0. 0°	
P11. 32			0	
P11. 33			0. 0°	
P11. 34		1 65535	1	
P11. 35			4	

P11. 36	PG	0.0 0.1s 10.0s	0	
P11. 37		0 1 2 11 12	0	

**6.12 1 P12**

P12.00	1	1 100	30	
P12.01	1	0.01s 10.00s	0.50s	
P12.02	1	0.00 P02.05	5.00Hz	
P12.03	2	1 100	20	
P12.04	2	0.01s 10.00s		
P12.05	2	P02.02		
P12.06		50% 200%		
P12.07				
P12.08		0 200	64	
P12.09		0 P12.10 1 AI 1 2 AI 2 3 AI 3 4 PULSE 5 6 MIN(AI 1, AI 2) 7 MAX(AI 1, AI 2) 1-7 P12.10	0	
P12.10		0.0% 200.0%	150.00%	

P12. 11		0 P12. 12 1 AI 1 2 AI 2 3 AI 3 4 PULSE 5 6 MIN(AI 1, AI 2) 7 MAX(AI 1, AI 2) 1-7 P12. 12	0. 00%	
P12. 12		0. 0% 200. 0%	150. 00%	
P12. 13		0 60000	2000	
P12. 14		0 60000	1300	
P12. 15		0 60000	2000	
P12. 16		0 60000	1300	
P12. 17		0 1	0	
P12. 18		0 1: 2	1	
P12. 19		0 50	5	
P12. 20		1% 300%	50%	
P12. 21		10% 500%	100%	
P12. 22		0 1	0	
P12. 23		1% 50%	5%	
P12. 24		50% 180%	80%	
P12. 25		0, 1, 2	0	
P12. 26				
P12. 27		50 500	100	
P12. 28		0, 1	0	
P12. 29		0	0	

---

P12. 30

Kp

1 100

6

.

---

P13.05	2	P13.02	10.00Hz
P13.06		50% 200%	100%
P13.07		0.000s 0.100s	0.000s
P13.08		0 200	64
		0 P13.10	
		1 0A1 1F7— \$Å	
		2 0A1 00	
		3 AI 3	
P13.09		4	

---

		0		
P13. 18		1:		1
		2		
P13. 19		0 50		5
P13. 20				
P13. 21				
P13. 22		0, 1		0
		0	SVC	
P13. 23	2	1	FVC	2
		2 V/F		
		0 1		
		1 1		
P13. 24	2	2 2		0
		3 3		
		4 4		
		0. 0%		
P13. 25		0. 1% 30. 0%		
P13. 26				
P13. 27		0 100		
P13. 28		1% 50%		5%
P13. 29		50% 180%		80%
P13. 30		0, 1, 2		0



P14.02	MODBUS	0 (8-N-2) 1 (8-E-1) 2 (8-O-1) 3 (8-N-1) (MODBUS )	3	
P14.03		1 247 0	1	
P14.04		Ons 20ms	2	
P14.05		0.0 0.1s 60.0s	0	
P14.06		MODBUS 0 MODBUS 1 MODBUS PN 0 PPO1 1 PPO2 2 PPO3 3 PPO5	31	
P14.07		0 0.01A 1 0.1A	0	
P14.08		0,1	0	
P14.09		0 60.0	0	

### 6.15 PID P15

P15.00	PI D	0 P15.01 1 AI 1 2 AI 2 3 AI 3 4 PULSE DI 5 5 6	0	
P15.01	PI D	0.0% 100.0%	50.00%	

---

0 AI 1

1 AI 2

2 AI 3

3 AI 4

4

5

6 AI 1+AI 2

7 MAX |AI 1|, |AI 2|

8 MIN |AI 1|, |AI 2|

9

P15.03 PI D

0

0

P15.04 PI D

0 65535

1000

P15.05 Kp1

0.0 100.0

20

P15.06 Ti 1

0.01s 10.00s

2.00s

P15.07 Td1

0.000s 10.000s

0.000N



			0					
			1					
P16.06	VDI				VDI 1			
					VDI 2		0	
					VDI 3			
					VDI 4			
					VDI 5			
P16.07	AI 1	DI	0	59			0	
P16.08	AI 2	DI	0	59			0	
P16.09	AI 3	DI	0	59			0	
			0					
			1					
P16.10	AI	DI			AI 1		0	
					AI 2			
					AI 3			
P16.11	VDO1		0		DI x		0	
			1	40	PO4	DO		
P16.12	VDO2		0		DI x		0	
			1	40	PO4	DO		
P16.13	VDO3		0		DI x			

---

P16. 21 VDO

P19. 28	AI 3		-100. 0%	100. 0%	0. 00%
P19. 29	AI 3		0. 0%	100. 0%	0. 50%
P19. 30	AI 1	1	-10. 000V	10. 000V	
P19. 31	AI 1	1	-10. 000V	10. 000V	
P19. 32	AI 1	2	-10. 000V	10. 000V	
P19. 33	AI 1	2	-10. 000V	10. 000V	
P19. 34	AI 2	1	-10. 000V	10. 000V	
P19. 35	AI 2	1	-10. 000V	10. 000V	
P19. 36	AI 2	2	-10. 000V	10. 000V	
P19. 37	AI 2	2	-10. 000V	10. 000V	
P19. 38	AI 3	1	-10. 000V	10. 000V	
P19. 39	AI 3	1	-10. 000V	10. 000V	
P19. 40	AI 3	2	-10. 000V	10. 000V	
P19. 41	AI 3	2	-10. 000V	10. 000V	
P19. 42	AO1	1	0. 500V	4. 000V	
P19. 43	AO1	1	0. 500V	4. 000V	
P19. 44	AO1	2	6. 000V	9. 999V	
P19. 45	AO1	2	6. 000V	9. 999V	
P19. 46	AO2	1	0. 500V	4. 000V	
P19. 47	AO2	1	0. 500V	4. 000V	
P19. 48	AO2	2	6. 000V	9. 999V	
P19. 49	AO2	2	6. 000V	9. 999V	






---

P21. 34		0. 0% 300. 0%	5. 00%
		100. 0%	
P21. 35		0. 01s 600. 00s	0. 10s
P21. 36		0. 0%	200. 00%
		0. 1% 300. 0%	
P21. 37		0. 00s 600. 00s	0. 00s
P21. 38	1	0. 0% 300. 0%	100. 00%
P21. 39	1	0. 0% 300. 0%	0. 00%
P21. 40	2	0. 0% 300. 0%	100. 00%

0 n. 300

0

3



gdete

GU A





---

P23. 42	DO	1	702AH
P23. 43	DI	1	702BH
P23. 44	DO	1	702CH
P23. 45		1	702DH
P23. 46			702EH
P23. 47~ P			
23. 57			
P23. 58	Z	100. 00%	703AH
P23. 59	(%)	0. 01%	703BH

---

7

7.1 PO

P00.00			0
		0 65535	

P00.00

P00.00 00000

P00.01			0
		0	
		1	
		2	

1

P00.01 1

1 (P1 );

2 P00.00, P00.01;

3 P07.14 P07.45;

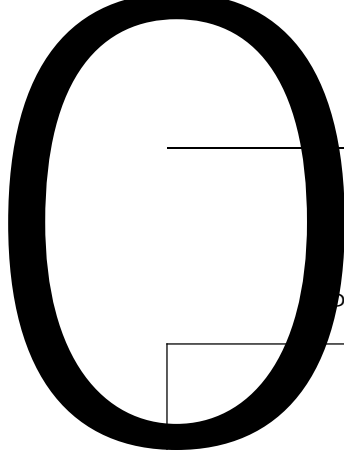
4 P10.34 P10.55, P11.00 P11.21;

5 P02.09 P02.13 P02.14 ;

6 P08.10 P08.12 ;

7 P12.13 P12.16, P13.13 P13.16;

2



P02. 09

P02. 13

P02. 14

P00. 02			11
			P23, P27
		0	
		1	
			P11, P13, P16, P19, P20, P21
		0	
		1	

P00. 04			0
		0	
		1	

0

ê

2

F2

3

F2

FJOG

4

F2

RJOG

	LED	1		1F
P02. 03				
		0000 FFFF		
			P02. 03	1



---

P02. 07			0
		0.0 100.0	

I GBT

I GBT

P02. 09			0h
		0h 65535h	

P21. 17

12 ON

P02. 11			
P02. 12			1
		0	0
		1	1
		2	2
		3	3

P02. 06 2.000

40.00Hz

P02. 12 2 2

40.00\*2.000 = 80.00 2

"

"

50.00Hz

50.00\*2.000 = 100.00 2

P02. 13			0h
		0h 65535h	

P02. 14			-
		0 65535	

7. 3

P3

GF630N04

8

HDI

2

P03. 00	DI 1	1	
P03. 01	DI 2	4	
P03. 02	DI 3	9	
P03. 03	DI 4	12	1
P03. 04	HDI	13	2
P03. 05	DI 6	0	
P03. 06	DI 7	0	
P03. 07	DI 8	0	

0		" "
1	FWD	

2	REV	
3		P03. 01 " "
4	FJOG	FJOG RJOG
5	RJOG	P21. 00 P21. 01 P21. 02
6	UP	
7	DOWN	
8		P08. 38
9	RESET	RESET
10		PI D PLC
11		E015
12	1	P07. 47
13	2	16 16 16
14	3	
15	4	
16	1	4 4
17	2	
18		P08. 07
19	UP/DOWN	UP/DOWN UP/DOWN P08. 08

---

				P08. 02=1
20				P08. 02=2
21				
22	PI D		PI D	
			PI D	
23	PLC		PLC	
				PLC
24				
25				
26				
27				
28				
29				
30	PULSE		DI 5	
		DI 5		
31				
32		S S ^		

38	PI D		PI D		PI D
39	X		X		P08. 08
40	Y		Y		P08. 08
41		1		4	4
42		2			
43	PI D		PI D	DI	P15. 18=1
			PI D	P15. 05	P15. 07
			P15. 15	P15. 17	
44		1		1 2	E027
			E028		P07. 49
45		2			
46	/			P20. 00	/
47					
48		2			
			4		
49					
50				P21. 42	
			P21. 53		

---

3	0	1	0	0
4	1	1	0	0
5	0	0	1	0
6	1	0	1	0
7	0	1	1	0
8	1	1	1	0
9	0	0	0	1
10	1	0	0	1
11	0	1	0	1
12	1	1	0	1
13	0	0	1	1
14	1	0	1	1

---

DI

DI

P03. 11			0
		0	1
		1	2
		2	1
		3	2

DI 1    DI 10

DI 1    DI 2    DI 3

P03. 00    P03. 02

DI 1    DI 2    DI 3

P03. 00    P0309

0

33

DI y	2	REV
------	---	-----

DI x DI y DI 1 DI 10  
 2 1 DI n DI x DI y

DI x	1	FWD
DI y	2	REV
DI n	3	

DI n DI x DI y  
 DI n DI x DI y DI n DI 1  
 DI 10 DI x DI y DI n  
 3 2 DI n DI x DI y





---

5

5

0

1

CN

2

CN

3

FDT1

P21. 19 P21. 20

4

P21. 21

5

0

CN

OFF

6

CN


P07. 00 P07. 02

7

10s

CN

8



---

15

ON


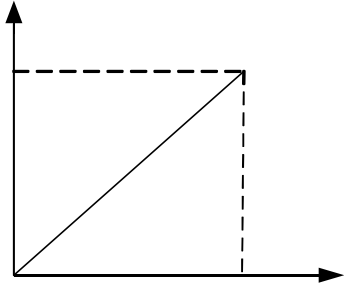
16 AI 1>AI 2

AI 1

AI 2







---

P05. 08



		0	
		1	0.0%
			AI_I 0 1

" "

AI\_V AI\_I

0 AI " "

" P05.01 P05.06 P05.11

1 AI 0.0%

## 7.6 P6

P06.00	FMP		0
P06.01	A01		0

F MP 0.01kHz ~ P06.03 F MP

P06.03 0.01kHz~50.00kHz

A01 0V 10V 0mA 20mA

		0.0%-100.0%
0		0
1		0
2		0 2
3		0 2
4		0 2
5		0 1.2
6	PULSE	0.01kHz 50.00kHz

---

7	AI 1	OV	10V	
8	AI 2	OV	10V	0 20mA
9	AI 3	OV	10V	
10		0		

0 8V

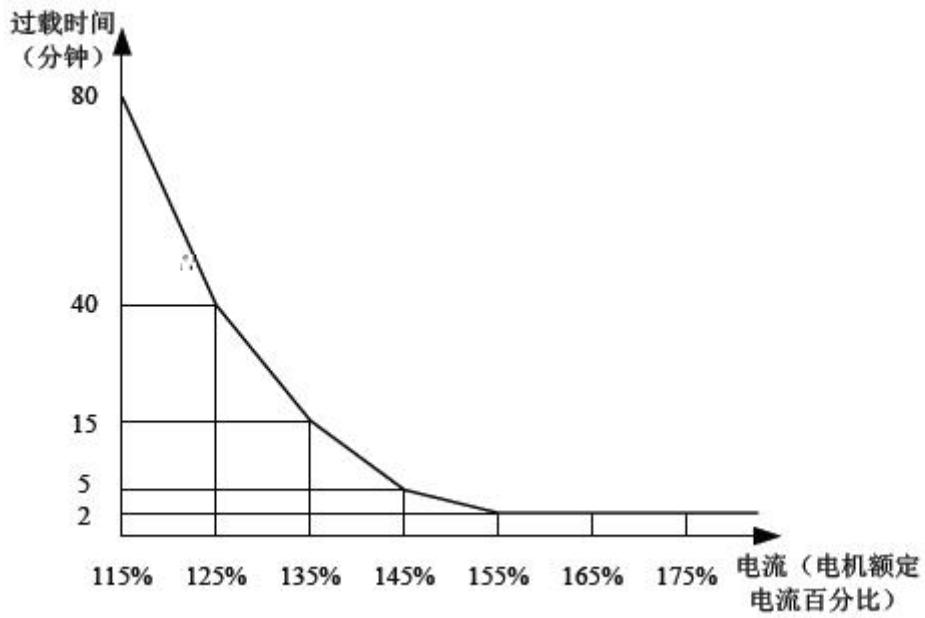
3V " -0.50" , " 80%

### 7.7 P7

P07.00			1
		0	
		1	
P07.01			1.00
	0.20 10.00		

P07.00=0

P07.00=1



120% 30

30 I x

30 125% 135%

30 I x (40-30) ÷ (125% I x) = (40-15) ÷ (125%  
135%)

I x=129%

120%

30

P07. 01=120% I x=120% 129%=0. 93

P07. 01

P07. 02			80%
		50% 100%	

DO

P07. 02

DO " " ON

P07. 03			0
		0 100	
P07. 04			760. 0
		200. 0-2200. 0	

) ¼? Gÿ' CØ

O & È E÷e#q a FO

P07.05			20
		0 100	
P07.06			150%
		50% 200%	

P07.06

P07.06

" Æ





P07. 20																																									
	<table border="1"> <tr> <td>BI T9</td><td>BI T8</td><td>BI T7</td><td>BI T6</td><td>BI T5</td><td>BI T4</td><td>BI T3</td><td>BI T2</td><td>BI T1</td><td>BI T0</td> </tr> <tr> <td>DI 0</td><td>DI 9</td><td>DI 8</td><td>DI 7</td><td>DI 6</td><td>DI 5</td><td>DI 4</td><td>DI 3</td><td>DI 2</td><td>DI 1</td> </tr> <tr> <td colspan="3"></td> <td colspan="2">ON</td> <td colspan="5">1 OFF</td> </tr> <tr> <td colspan="2">0</td> <td>DI</td> <td colspan="7"></td> </tr> </table>	BI T9	BI T8	BI T7	BI T6	BI T5	BI T4	BI T3	BI T2	BI T1	BI T0	DI 0	DI 9	DI 8	DI 7	DI 6	DI 5	DI 4	DI 3	DI 2	DI 1				ON		1 OFF					0		DI							
BI T9	BI T8	BI T7	BI T6	BI T5	BI T4	BI T3	BI T2	BI T1	BI T0																																
DI 0	DI 9	DI 8	DI 7	DI 6	DI 5	DI 4	DI 3	DI 2	DI 1																																
			ON		1 OFF																																				
0		DI																																							
P07. 21																																									
	<table border="1"> <tr> <td>BI T4</td><td>BI T3</td><td>BI T2</td><td>BI T1</td><td>BI T0</td> </tr> <tr> <td>DO2</td><td>DO1</td><td>DO4</td><td>DO5</td><td>FMP</td> </tr> <tr> <td colspan="3"></td> <td colspan="2">1 OFF</td> </tr> <tr> <td colspan="2">0</td> <td>DI</td> <td colspan="2"></td> </tr> </table>	BI T4	BI T3	BI T2	BI T1	BI T0	DO2	DO1	DO4	DO5	FMP				1 OFF		0		DI																						
BI T4	BI T3	BI T2	BI T1	BI T0																																					
DO2	DO1	DO4	DO5	FMP																																					
			1 OFF																																						
0		DI																																							
P07. 22																																									
P07. 23																																									
P07. 24																																									
P07. 27		P07. 17 P07. 24																																							
P07. 28																																									
P07. 29																																									
P07. 30																																									
P07. 31																																									
P07. 32																																									
P07. 33																																									
P07. 34																																									
P07. 37			P07. 17 P07. 24																																						
P07. 38																																									
P07. 39																																									
P07. 40																																									
P07. 41																																									
P07. 42																																									

---

---

3

00000

1 E027 P07. 47

2 E028 P07. 47

E029 P07. 47

P07. 49

E030

0

m

m'

		4	
P07. 55			100. 0%
			0% 100. 0%

A\*\* P07. 54

P07. 55

0

P07. 56 0

1

PT100

2

PT1000

\* 2 |

110A

P07. 57

---

P07. 58

DO

ON

P07. 63			0
		0	
		1	
P07. 64			10. 0%
			0. 0% 100. 0%
P07. 65			1. 0s
			0. 0s 60. 0s

P07. 64

P07. 65

7%

P07. 67			15. 0%
			0. 0% 50. 0%
P07. 68			1. 0s
			0. 0s 60. 0s

P07. 67

P07. 6

		0. 0% 50. 0%	
P07. 70			2. 0s
		0. 0s 60. 0s	

P07. 69

P07. 70

E119

0. 0s

7. 8

P8

P08. 01	1			0	
		0	SVC		
		1	FVC		
		2	V/F		

0

1

PG

2 V/F

GF 630N04

P08.02			0
		0	LOCAL
		1	LOCAL
		2	LOCAL

0 " LOCAL " RUN STOP

1 " LOCAL " FWD( ) REV( )  
 FJOG( ) RJOG( )

2 " LOCAL "

P08.03	X		0
		0	P08.08 UP/DOWN
		1	P08.08 UP/DOWN
		2	AI 1
		3	AI 2
		4	AI 3
		5	DI 5
		6	

		7	PLC
		8	PI D
		9	

10, 1, 9, \$, \$, • W % @TÓà

0

P08.08 " "

UP DOWN

P08.08 "

088



---

8 P I D

P I D

P I D

P15 " P I D "

9

P08.04	Y	0	
		0	P08.08 UP/DOWN
	1	P08.08 UP/DOWN	
	2	AI 1	
	3	AI 2	
	4	AI 3	
	5	DI 5	
	6		
	7	PLC	
	8	P I D	
	9		

X Y

X

P08.03

X+Y X X+Y Y X+Y

1 P08. 08

UP DOWN

2 AI 1 AI 2 AI 3

100% P08. 05 P08. 06

3 Y

X P08. 03 P08. 04

P08. 05	Y			0
		0		
		1	X	
P08. 06	Y			0
			0% 150%	

" " P08. 07 1 3 4

P08. 05

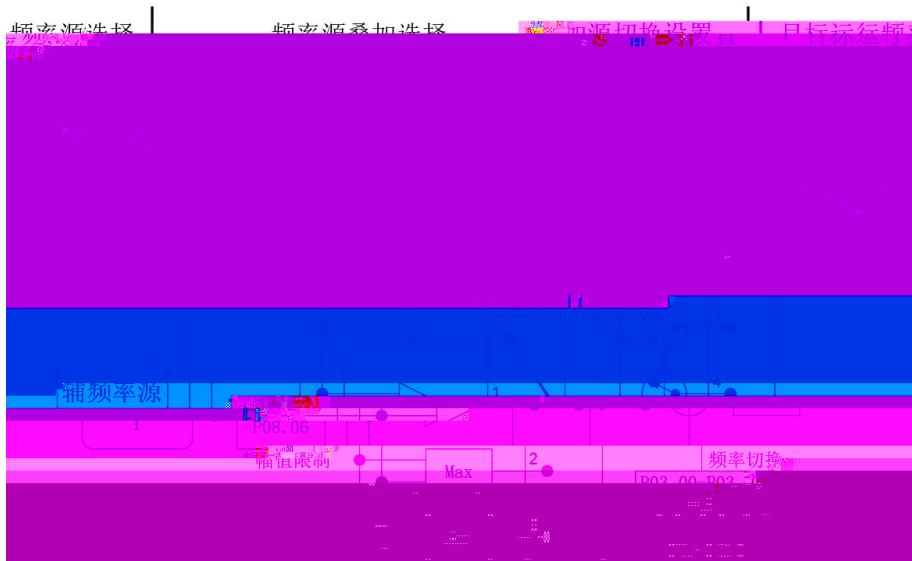
X X

P08. 07				0

		0	X	
		1		
		2	X	Y
		3	X	
		4	Y	
		0	+	
		1	-	
		2		
		3		

X

Y



0 X

X

1

" "

2 X Y

X

---


		X			18
			Y		
3	X				18
		X			18
4		Y			18
			Y		18
0	X+		Y		
	X		Y		
1	X-		Y		
	X		Y		
2	MAX	X	Y	X	Y

P08.08			50.00Hz
			0.00

" " " UP/DOWN"

P08.09			0
		0	
		1	





---


P08. 16			0
			0 1

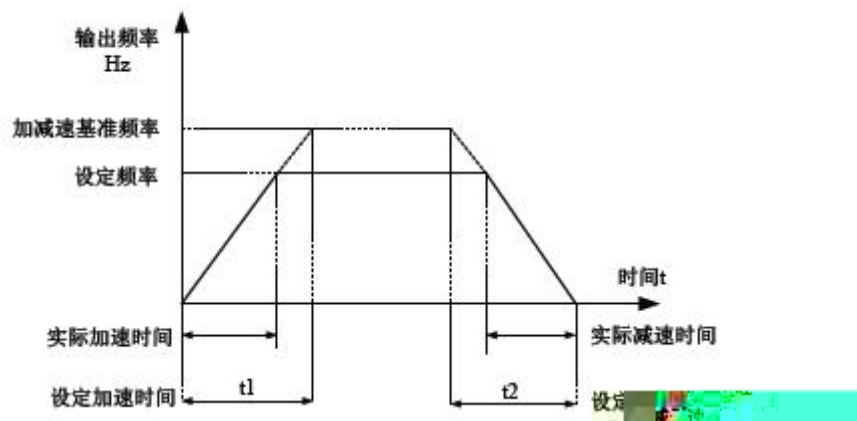
P08. 17	1		
			0. 00s 6500. 0s
P08. 18	1		
			0. 00s 6500. 0s

P08. 25

t1

P08. 25

t2



GF630N04 4

DI

P08.17 P08.18

P21.03 P21.04

P21.05 P21.06

P21.07 P21.08

P08.19			1
	0	1	
	1	0.1	
	2	0.01	

GF630N04

3

1

0.1

0.01

o



P08. 23			0
		0	
		1	

" "

P08. 08

UP DOWN

" "

UP DOWN

P08. 24			0
		0	1
		1	2

GF630N04

2

2

1

P10

P12

2

P11

P13

P08. 24

DI



---

P08. 25

1

UP/DOWN

0

8

P08. 26

P08. 03~ P08. 07

P08. 28			0
		0	
		1	
		2	

0

0

0

1

2

P08. 31			0. 00Hz
			0. 00Hz 10. 00Hz
P08. 32			0. 0s
			0. 0s 100. 0s

P08. 31

PLC

---

1

P08. 31 0

P08. 08 2. 00Hz 2. 00Hz

P08. 31 5. 00Hz 5. 00Hz

P08. 32 2. 0s 2. 0s

0. 00Hz

2

P08. 03 0

P08. 08 10. 00Hz 10. 00Hz

P08. 31 5. 00Hz 5. 00Hz

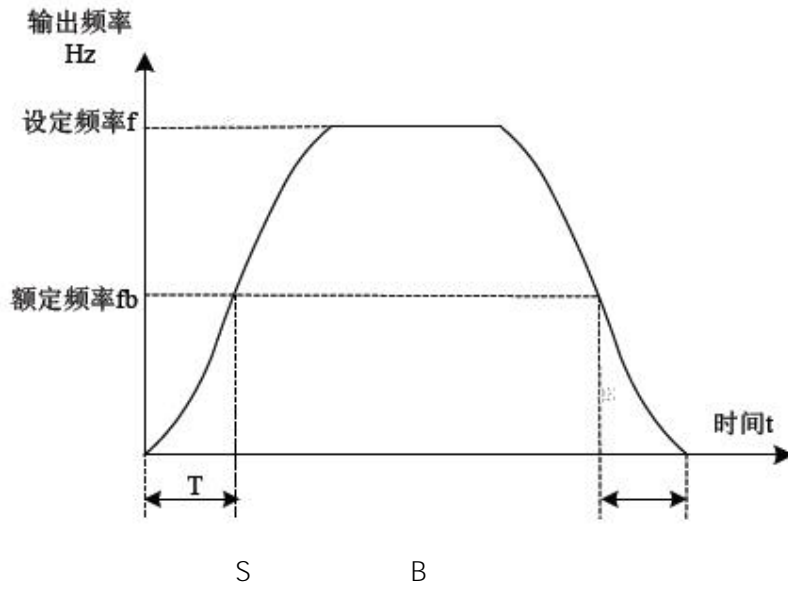
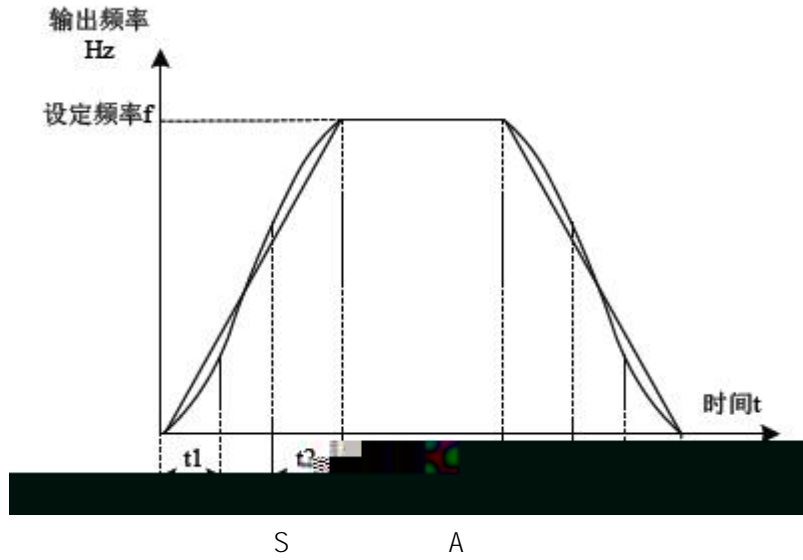
P08. 32 2. 0s 2. 0s

5. 00Hz 2. 0s 10. 00Hz

P08. 33			0%
		0% 100%	
P08. 34			0. 0s
		0. 0s 100. 0s	

0

---

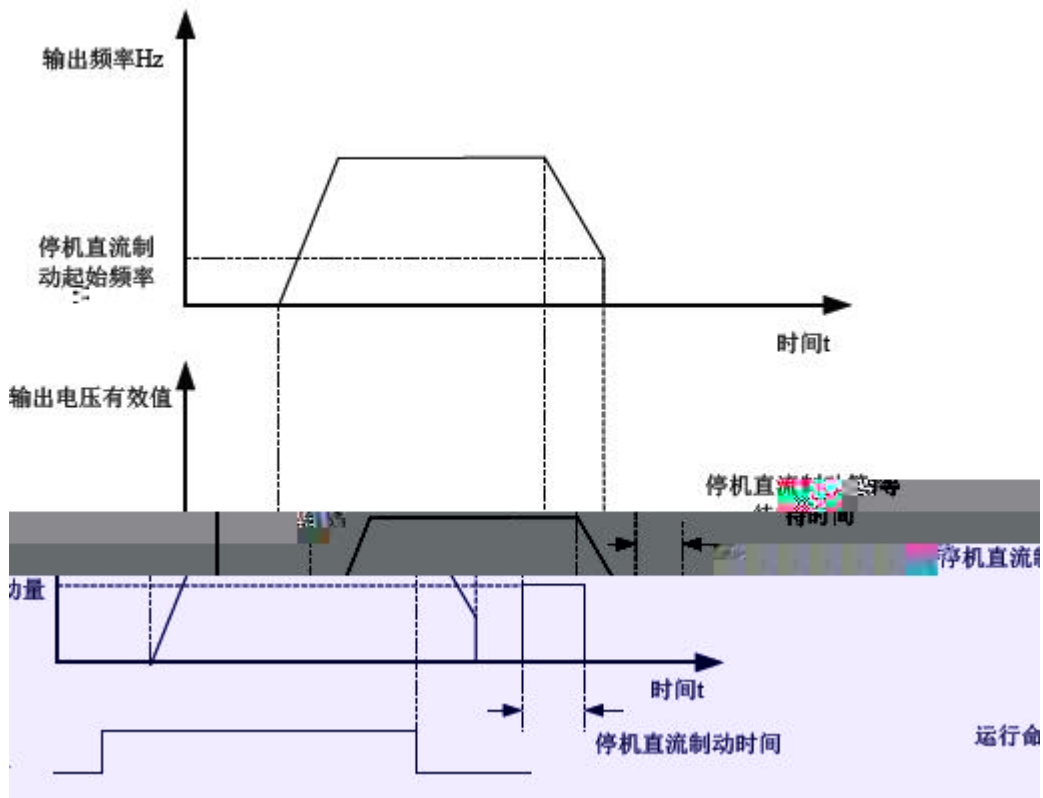


P08. 38			0
		0	
		1	

0


P08. 39					
P08. 40				0. 0s	
				0. 0s	36. 0s
P08. 41				0%	
				0%	100%
P08. 42				0. 0s	
				0. 0s	36. 0s

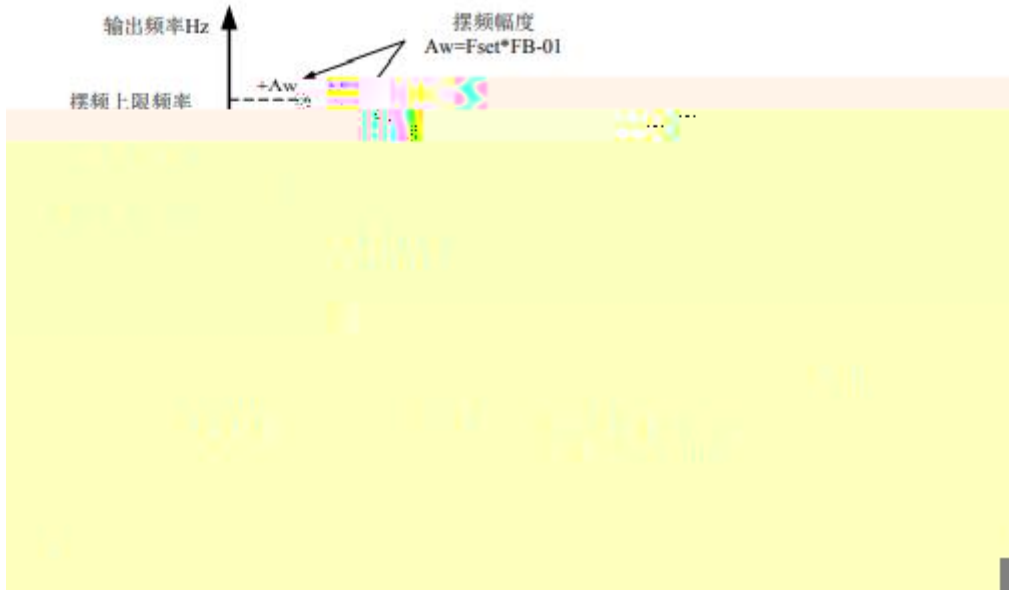
for \$ P#  
 top # P# #, •hÀ j



P08. 43			100%
			0% 100%

P08. 45			0
		0 1	
P08. 47			0. 200S
			0. 010- 10. 000S
P08. 49			5. 000S
			0. 010- 10. 000S
P08. 51			0
		0	





P09.00			0
		0	
		1	

0

1

P09.01			0.0%
			0.0% 100.0%
P09.02			0.0%
			0.0% 50.0%

P09.00=0      AW      ×      P09.01

P09.00=1      AW      ×      P09.01

---


AWk

P09. 02

P09. 00=0

P09. 00=1





GF630N04

VF

PI D

PLC

P09.10	0		0.0%
			-100.0% 100.0%
P09.11	1		0.0%
			-100.0% 100.0%
P09.12	2		0.0%
			-100.0% 100.0%
P09.13	3		0.0%
			-100.0% 100.0%
P09.14	4		0.0%
			-100.0% 100.0%
P09.15	5		0.0%
			-100.0% 100.0%
P09.16	6		0.0%
			-100.0% 100.0%
P09.17	7		0.0%
			-100.0% 100.0%

P09. 18	8		0. 0%
			- 100. 0% 100. 0%
P09. 19	9		0. 0%
			- 100. 0% 100. 0%
P09. 20	10		0. 0%
			- 100. 0% 100. 0%
P09. 21	11		0. 0%
			- 100. 0% 100. 0%
P09. 22	12		0. 0%
			- 100. 0% 100. 0%
P09. 23	13		0. 0%
			- 100. 0% 100. 0%
P09. 24	14		0. 0%
			- 100. 0% 100. 0%
P09. 25	15		0. 0%
			- 100. 0% 100. 0%

VF

PI D

- 100. 0%-100. 0%

VF

PI D

PI D

DI I - m'

7. 10 V/F

1

P10

P10. 35			
			0. 1kW 1000. 0kW
P10. 36			
			1V 2000V
P10. 37			
			0. 01A 655. 35A <=55kW 0. 1A 6553. 5A >55kW
P10. 38			
			0. 01Hz
P10. 39			
			1rpm 65535rpm

VF

VF

P10. 50			
			0. 001 65. 535 <=55kW 0. 0001 6. 5535 >55kW
P10. 51	D		
			0. 01mH 655. 35mH <=55kW 0. 001mH 65. 535mH >55kW
P10. 52	Q		
			0. 01mH 655. 35mH <=55kW 0. 001mH 65. 535mH >55kW



P10. 71			0
		0	
		11	
		12	

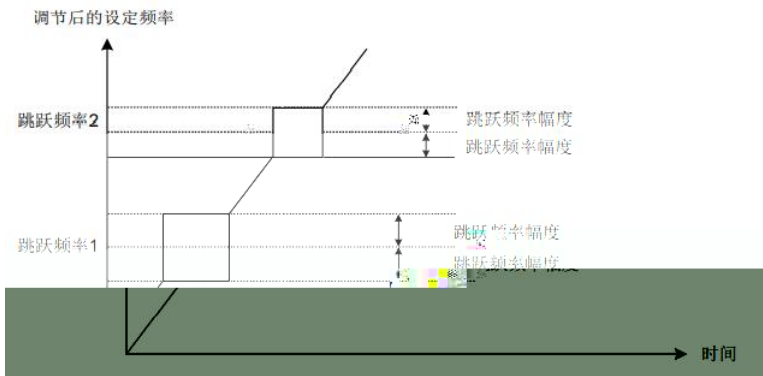
P10. 34-P10. 39393 x

---

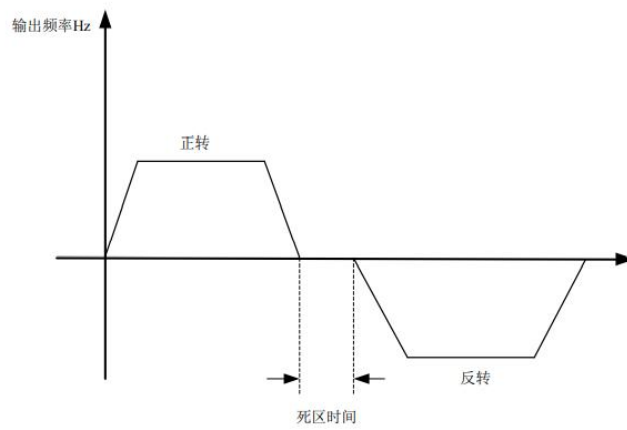
P21. 03

GF630N04

0



P21. 12			0. 0s
			0. 00s 3000. 0s



0Hz

P21. 13			0
		0	
		1	

[Redacted]

P

P21. 14					
		0			
		1			

[Redacted]

P21. 15			0. 0%
			0. 0% 100. 0%

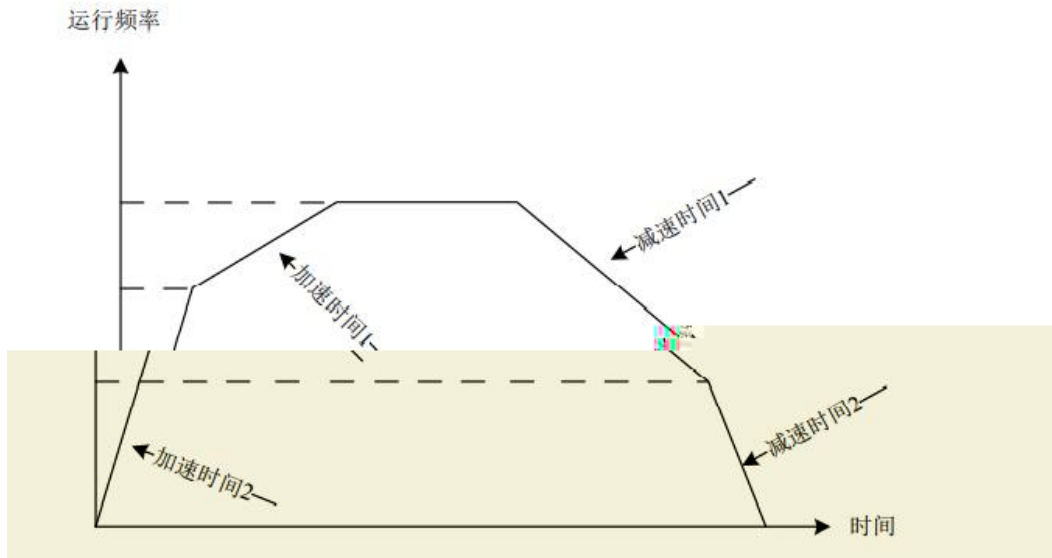
0

P21. 15

m'



DI



P21. 25

2

P21. 25

1

P21. 26

1

P21. 26

2

P21. 31	1		0. 0%
		0. 0% 100. 0%	
P21. 32	2		50. 00Hz
		0. 00Hz	
P21. 33	2		0. 0%
		0. 0% 100. 0%	



DO ON

0

P21. 43 P21. 44

P21. 61		0	
		1	

7. 12

PPD

			-10.000V	10.000V
P19.36	AI 2	2		
			-10.000V	10.000V
P19.37	AI 2	2		
			-10.000V	10.000V
P19.38	AI 3	1		
			-10.000V	10.000V
P19.39	AI 3	1		
			-10.000V	10.000V
P19.40	AI 3	2		
			-10.000V	10.000V
P19.41	AI 3	2		
			-10.000V	10.000V

AI

AI

P23 AI

P23.21 P23.22 P23.23

AI

P23

AI

AI 1

---

AI 1 (2V )

AI 1 P19. 30

P23. 21 P19. 31

AI 1 (8V ) AI 1 P19. 32

P23. 21 P19. 33

AI 2 AI 3 P23. 22 P23. 23

-8V 8V

P19. 42	A01	1		
				0. 500V 4. 000V
P19. 43	A01	1		
				0. 500V 4. 000V
P19. 44	A01	2		
				6. 000V 9. 999V
P19. 45	A01	2		
				6. 000V 9. 999V

AO

---

8

8.1

	1	1
	2	2
	3	3
E001	4	4
	5	5
	6	6
	7	7
	1	
	2	
E003	3	
	4	
	5	
	6	

EEPROM	E021	1 EEPROM	1
	E022	1 2	1 2
	E026	1	1
1	E027	1 DI 2 1 IO 1	1 2
2	E028	1 DI 2 2 IO 2	1 2
	E029	1	1
	E030	1 P07. 64	1 P07. 64 P07. 65
PI D	E031	1 PI D P15. 26	1 PI D P15. 26
	E040	1 2	1 2
	E041	1	1
	E045	1 2	1 2
	E051	SVC	P12. 25 1 2 P07. 72 1

---

	PB	" +"		PB	" +"
E060					
E061	1		PO8. 44	1	PO8. 44 0
	1			1	
	2			2	
E100	3			3	
	4			4	
E101					



---

				1	P12. 10	
				2		
				3	PG	
				4		
E170	1	P12. 10				
	2					
	3	PG		5	P07. 72	0
	4					
	5	P10. 64				
					P10. 64	
	1			1		
E202	2					
	3	P14. 00				
	3	P14				

---

	1		
HF630	2	1	34
	3	2-5	
	4		
	5		
" E112"	1	1	
	2	2	
	1	1	
" HF630"	2		

---

9

1.

2

3.

---

## 9.2

- 1.
- 2.

- 1.
- 2.

- 1.
- 2.
- 3.

1. > 40  
< 95%

- 2.

- 1.
- 2.

- 1.
- 2.
- 3.

---

9.4

5

5

(400-0077-570)

1 40

2 80%

3 24 /

9.5

1

2

5



1  
2  
3

Wuhan Guide Technology Co., Ltd.

6

430223

86-027-87927230

shfw@gdtec.com

www.gdtec.com

400-0077-570